



Wide Input Voltage Range 5 Watt Dc-Dc Converter



FEATURES:

- 2:1 Wide Input Voltage.
- Recognized By UL 60950-1
- Efficiency To 80%
- PI Input Filter.
- 1500Vdc Isolation
- MTBF:>1,500,000 hrs
- Operating Temperature:-40°C TO +85°C



Specifications typical at TA=25°C, nominal input voltage and rated output current unless otherwise specified

Part Number	Input Voltage	Output Voltage	Output Current	Efficiency
	Vdc	Vdc	mA	%TYP
66D-12S05RNL	9-18	5	1000	75
66D-12S12RNL	9-18	12	470	80
66D-12S15RNL	9-18	15	400	80
66D-12D12RNL	9-18	±12	±230	80
66D-12D15RNL	9-18	±15	±190	80
66D-24S05RNL	18-36	5	1000	75
66D-24S12RNL	18-36	12	470	80
66D-24S15RNL	18-36	15	400	80
66D-24D12RNL	18-36	±12	±230	80
66D-24D15RNL	18-36	±15	±190	80
66D-48S05RNL	36-72	5	1000	80
66D-48S12RNL	36-72	12	470	80
66D-48S15RNL	36-72	15	400	80
66D-48D12RNL	36-72	±12	±230	80
66D-48D15RNL	36-72	±15	±190	80

Input Specifications

Parameters	Conditions	Min	Typ	Max	Units
Voltage Types				2:1	
Filter	Capacitor				

Output Specifications

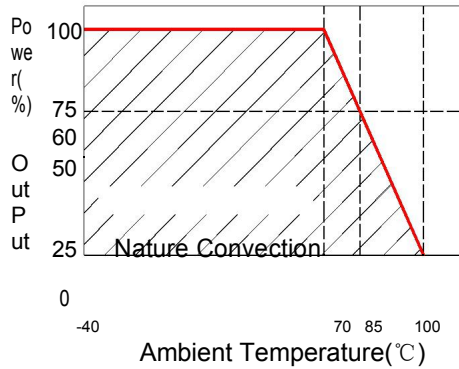
Parameters	Conditions	Min	Typ	Max	Units
Voltage Tolerance				±2	%
Short Circuit Protection	Continuous				
Line Regulation				±0.5	%
Load Regulation	SINGLE			±0.5	%
Load Regulation	DUAL			±2.0	%
Ripple & Noise	BW=DC To 20MHz			100	mVp-p
Transient response setting time	50% load step change		350		us

General Specifications

Parameters	Conditions	Min	Typ	Max	Units
Isolation Resistance	500Vdc	1000			MΩ
Switching Frequency			200		KHz
Operating Temperature		-40		85	°C
Humidity	Non Condensing			95	%
Cooling	Free air Convection				
Case material	Nickel Coated With Non-Conductive Base or Black Coated			Copper With Non-Conductive Base	
Weight			36.5		g
Dimensions			50.8x25.4x10.2		mm

Wide Input Voltage Range 5 Watt Dc-Dc Converter

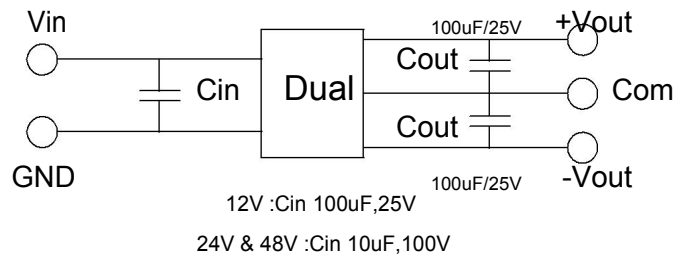
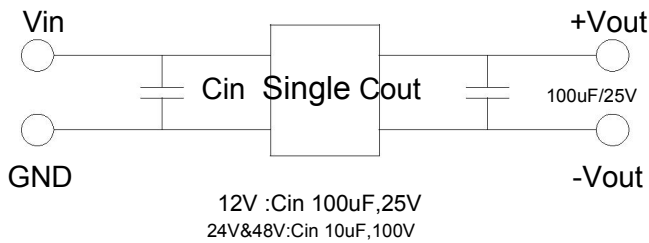
Temperature Derating Graph



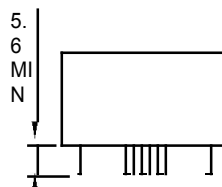
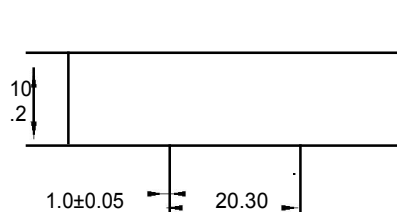
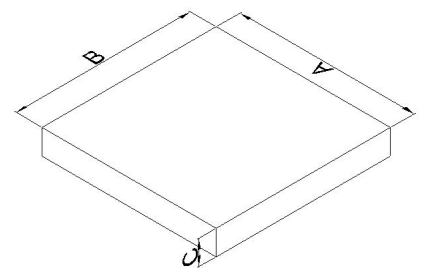
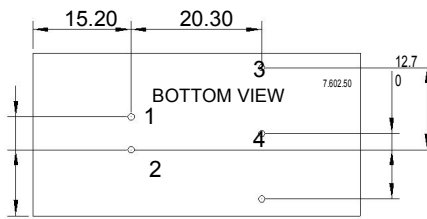
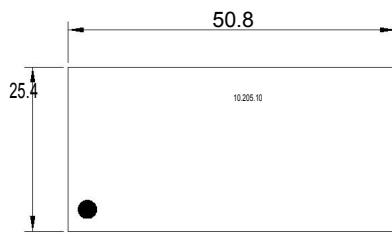
Part Number

66D - 12 S 05 R NL
A B C D E F
 A:Series
 B:Input Voltage
 C:Single(S)Dual(D)
 D:Output Voltage
 E:Regulated(R)
 F:RoHS Version

Recommended Test Circuit



Markings and Dimensions



Size(mm)		
A	B	C
210.00	210.00	30.00

Unit : mm Unless otherwise specified, all tolerances are ±0.25

PIN Connection

PIN	1	2	3	4	5
SINGLE	+Vin	-Vin	+Vout	NO PIN	-Vout
DUAL	+Vin	-Vin	+Vout	COM	-Vout