

Yuan Dean Scientific CO., LTD 99DW-R2 SERIES

Wide Input Voltage Range 40 Watt Dc-Dc Converter



FEATURES:

- 2"X2" DIL Package
- 4:1 Wide Input Range
- 100% Burned In
- High Efficiency Up To 90%
- Customized Solutions Available
- Shielded Metal Case with insulated baseplate
- Remote Control ON/OFF
- UL94V-0 Package Material



Specifications typical at TA=25°C, nominal input voltage and rated output current unless otherwise specified

Part Number	Input Voltage	Input Current		Output Voltage	Output Current	Capacitor Load	Efficiency
	Vdc	No Load (mA TYP)	Full Load (mA TYP)	Vdc	Full Load (mA)	uF Max	%TYP
99DW-24S03R2NL	9-36	100	1544	3.3	10000	16000	89
99DW-24S05R2NL	9-36	110	1851	5	8000	10000	90
99DW-24S12R2NL	9-36	40	1875	12	3300	2000	88
99DW-24S15R2NL	9-36	40	1882	15	2650	1000	88
99DW-24D12R2NL	9-36	40	1897	± 12	± 1670	± 1000	88
99DW-24D15R2NL	9-36	40	1903	± 15	± 1340	± 680	88
99DW-48S03R2NL	18-75	70	763	3.3	10000	16000	89
99DW-48S05R2NL	18-75	80	925	5	8000	10000	90
99DW-48S12R2NL	18-75	30	937	12	3300	2000	88
99DW-48S15R2NL	18-75	30	941	15	2650	1000	88
99DW-48D12R2NL	18-75	30	948	± 12	± 1670	± 1000	88
99DW-48D15R2NL	18-75	30	951	± 15	± 1340	± 680	88

Input Specifications						
Parameters	Conditions	Min	Typ	Max	Units	
Voltage Types				4:1		
Filter	PI Network					
Protection	Fuse Recommended					

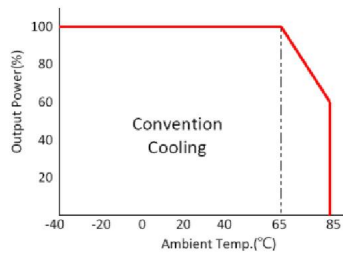
Output Specifications						
Parameters	Conditions	Min	Typ	Max	Units	
Voltage Tolerance	Full load@Vin(nom.)			±2	%	
Short Circuit Protection	Hiccup, automatic Recovery					
Line Regulation				±0.5	%	
Load Regulation	Single Dual(Balance Load)			±0.5 ±1	%	
Cross Regulation	Dual(25% To 100% Load)			±5	%	
Ripple & Noise	Output:3-15V TYPES BW=DC To 20MHz			100	mVp-p	
Ripple & Noise	Output > 15V TYPES BW=DC To 20MHz			1% of Vout	mVp-p	
Transient response setting time	25% load step change		350		us	
External Trim Adj. Range				±10	%	

Yuan Dean Scientific CO.,LTD 99DW-R2 SERIES

Wide Input Voltage Range 40 Watt Dc-Dc Converter

General Specifications					
Parameters	Conditions	Min	Typ	Max	Units
Isolation Resistance	500Vdc	1000			MΩ
Switching Frequency			300		KHz
Operating Temperature	Refer to temperature derating graph (with derating)	-40		85	°C
Humidity	Non Condensing	5		95	%
Cooling	Free air Convection				
Case material		Nickel Coated with Non-Conductive Base			
Weight		70g			
Dimensions		51.0X51.0X10.3			
Potting Material		Epoxy (UL94V-0 rated)			
Remote ON/OFF	ON	Open			
	OFF	Short to -Vin			
Isolation Voltage				1500	VDC
MTBF	MIL-HDBK-217F @25°C , Ground Benign	151100			Hours
Storage Temperature		-55		+125	°C
Case Temperature				+105	°C
Isolation Capacitance				2500	pF

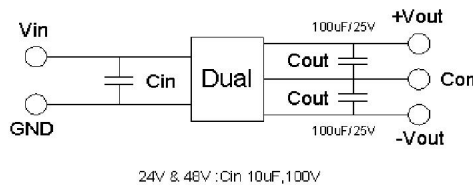
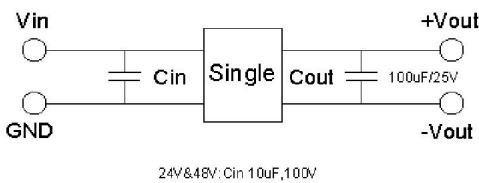
Temperature Derating Graph



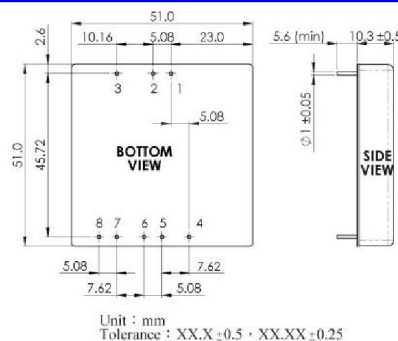
Recommended Test Circuit

Part Number

99DW - 24 S 05 R 2 NL
 A B C D E F G
 A : Series
 B : Input Voltage
 C : Single Output(S),DUAL(D)
 D : Output Voltage
 E : Regulated(R)
 F : Package
 G : RoHs Version



Markings and dimensions



PIN Assignment

PIN	1	2	3	4	5	6	7	8
SINGLE	+Vin	-Vin	Remote ON/OFF	-Sense	+Sense	+Vout	-Vout	Trim
DUAL	+Vin	-Vin	Remote ON/OFF	+Vout	COM	COM	-Vout	Trim